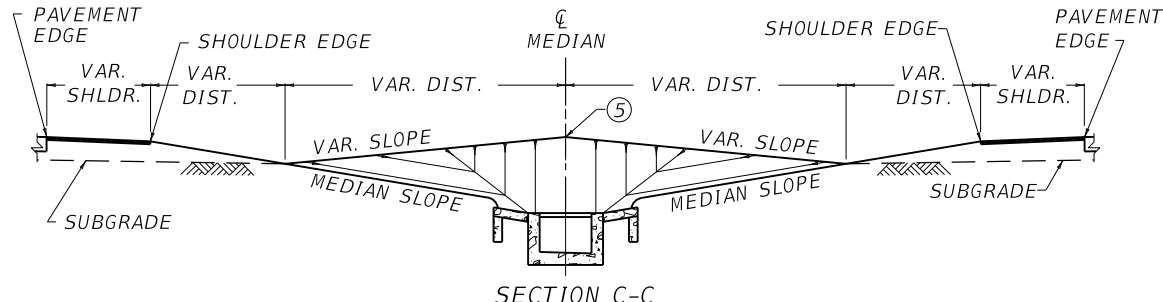
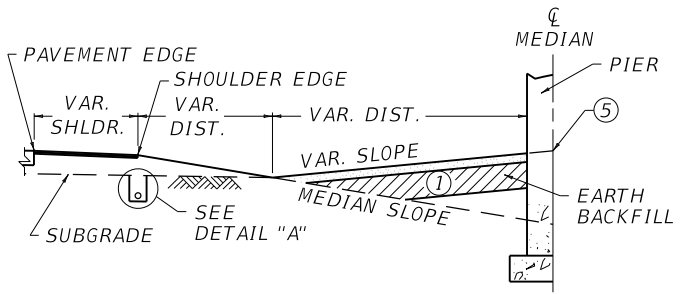


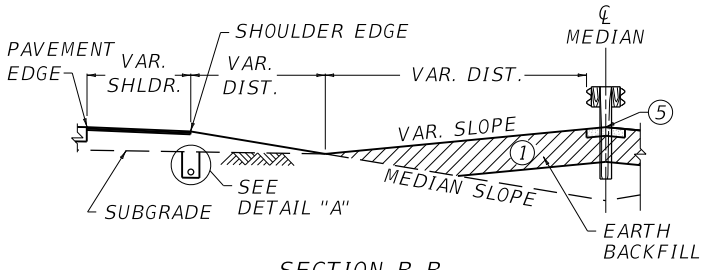
PLAN VIEW



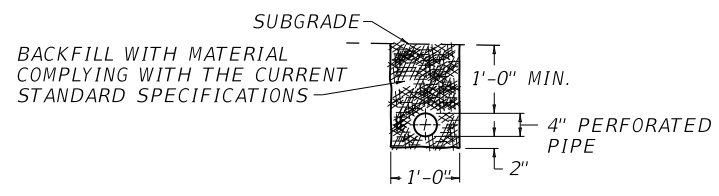
SECTION C-C



SECTION A-A



SECTION B-B



DETAIL "A"

~ NOTES ~

- BID ITEMS AND UNIT TO BID:
- CRASH CUSHION TYPE IX EACH
 - CONC MED BAR END FOR CRASH CUSHION TY IX EACH
 - CONCRETE-CLASS A CUYD
 - ROADWAY OR BORROW EXCAVATION OR EMBANKMENT-IN-PLACE CUYD
 - CRUSHED AGGREGATE SIZE NO 57 TON
 - PERFORATED PIPE HEADWALL TY (VARIES WITH SLOPE)-4 IN EACH
 - PERFORATED PIPE-4 IN EACH

- ① WHEN SOLID ROCK IS ENCOUNTERED, THIS MATERIAL SHALL BE REMOVED AND BACKFILLED WITH EARTH (ROADWAY OR BORROW EXCAVATION OR EMBANKMENT-IN-PLACE), A DEPTH OF 2'-0".
2. WHEN CRASH CUSHION TYPE IX IS INSTALLED AT THE SUMMIT OF A VERTICAL CURVE, 4" PERFORATED PIPE SHALL BE PLACED AS DETAILED IN BOTH DIRECTIONS. CONSTRUCT A PERFORATED PIPE HEADWALL AT EACH OUTLET OR EXTEND PIPE TO A BOX INLET. WHEN PERFORATED PIPE IS PLACED IN A SAG VERTICAL CURVE, IT SHALL BE INSTALLED AS DIRECTED BY THE ENGINEER.
3. AREA IN DEPRESSED MEDIAN SHALL BE GRADED IN ORDER TO PROVIDE COMPLETE DRAINAGE.
4. THIS DRAWING DEPICTS THE APPLICATION OF MATERIALS NECESSARY TO COMPLETE THE INSTALLATION.
- ⑤ THIS POINT SAME ELEVATION AS INSIDE PAVEMENT EDGE.
6. 6" OF CRUSHED AGGREGATE SIZE NO. 57 (LOOSE DEPTH).

USE WITH CUR. STD. DWG. RBE-070 RBE-200 RDP-010

KENTUCKY	
DEPARTMENT OF HIGHWAYS	
CRASH CUSHION TYPE IX INSTALLATION AT MEDIAN PIERS (DEPRESSED MEDIAN)	
STANDARD DRAWING NO. RBE-007-09	
SUBMITTED	12-01-15
DESIGNED BY	DATE
APPROVED	12-01-15
STATE HIGHWAY ENGINEER	DATE